
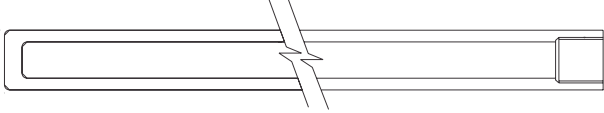
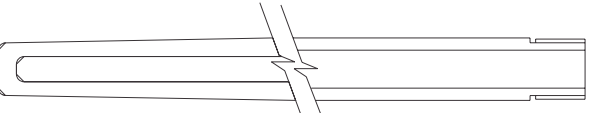
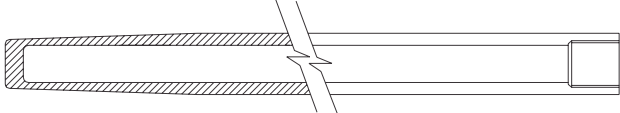
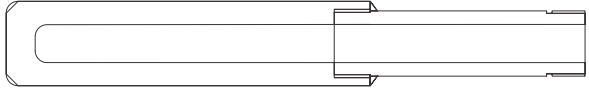
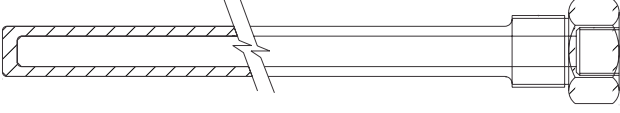
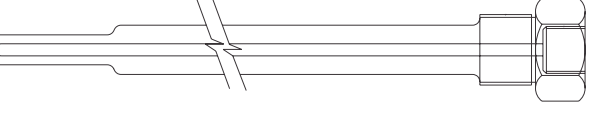
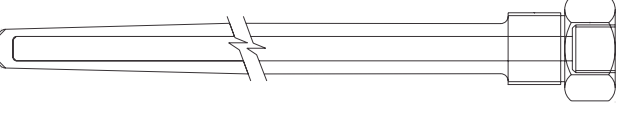

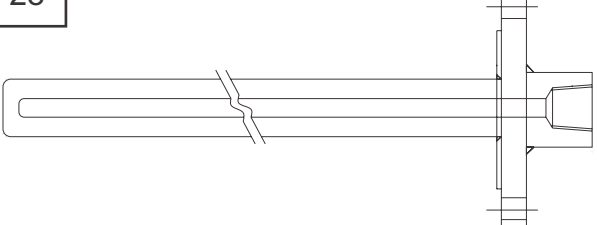
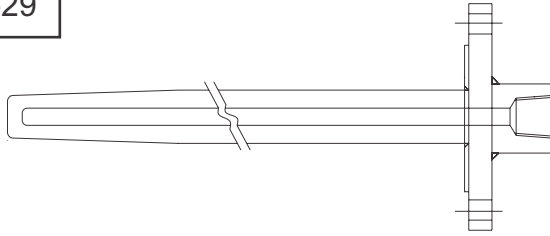
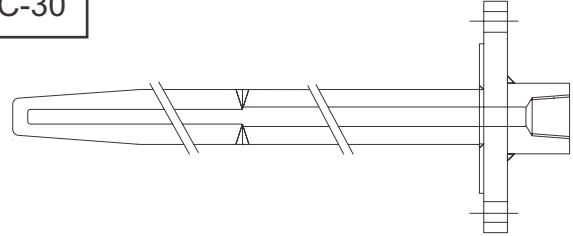
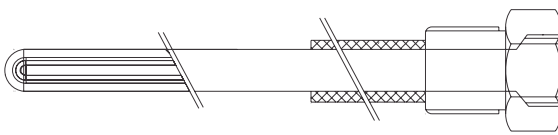
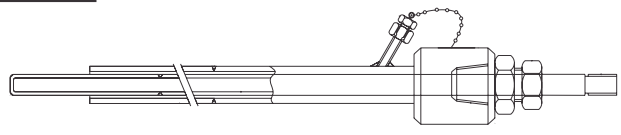
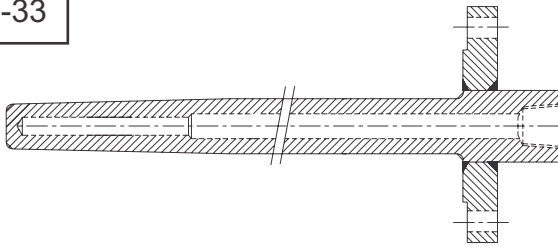
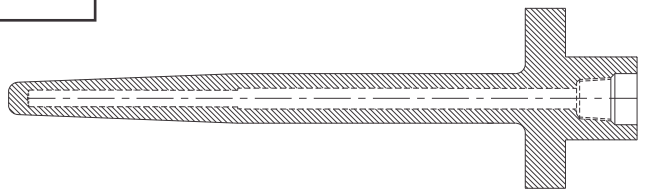


List of Model

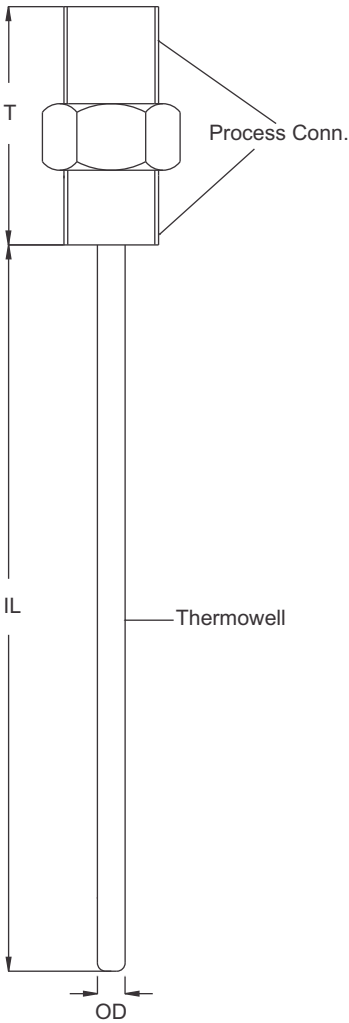
A-100	Straight Thermowell (Screwed Type)	A-102	Straight Thermowell (Female Thread)
C-19		C-20	
A-103	Tapered Thermowell (Male Thread)	A-104	Tapered Thermowell (Female Thread)
C-21		C-22	
A-105	Stepped Thermowell	A-106	Straight Thermowell (Screwed Type)
C-23		C-24	
A-107	Stepped Thermowell	A-108	Taper Thermowell (Screwed Type)
C-25		C-26	
A-109	Heavy Duty Thick Wall Thermowell	A-110	Straight Thermowell with Flange
C-27		C-28	

List of Model

A-111 Taper Thermowell with Flange	A-112 Welded Thermowell with Flange
C-29 	C-30 
A-113 Thermowell with Ceramic Tube	A-114 Double Protection Tube for Boiler Temp.
C-31 	C-32 
A-115 Flange with Taper Thermowell	A-116 Vanstone Thermowell
C-33 	C-34 

STRAIGHT THERMOWELL (SCREWED TYPE)

A-100



Thermowell Material

Thermowell OD (mm)

ID (mm)

Process Conn.

Instrument. Conn.

Length of "T" (mm)

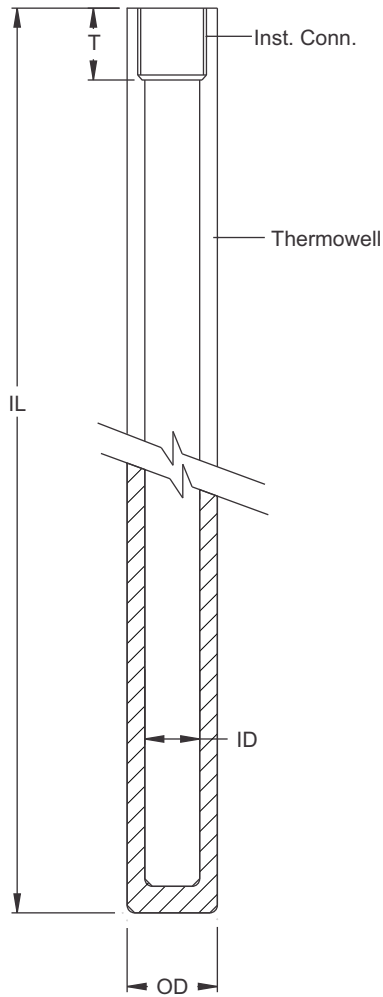
Insertion Length "I.L." (mm)

304	SS 304
310	SS 310
316	SS 316
600	Inconel-600
800	Inconel-800
446	HRS- 446
Other	Consult Factory

Threads B.S.P./ N.P.T.	1/4"
	1/2"
	3/4"
	3/8"
	1"
	1 1/4"
M-Thread	1 1/2"
	2"
Other	M20X1.5, M18X1.5 M27X2 Consult Factory

STRAIGHT THERMOWELL (FEMALE THREAD)

A-102



Thermowell
Material

304	SS 304
310	SS 310
316	SS 316
600	Inconel-600
800	Inconel-800
446	HRS- 446
Other	Consult Factory

Thermowell
OD (mm)

ID (mm)

Thread

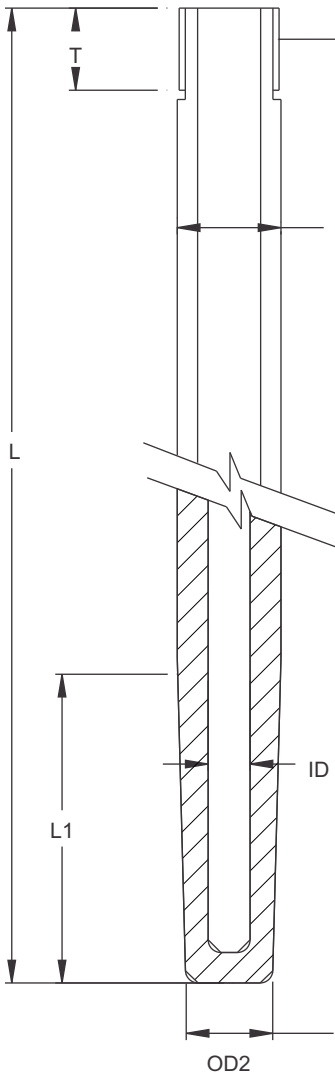
Threads B.S.P./ N.P.T.	1/4"
	1/2"
	3/4"
	3/8"
	1"
	1 1/4"
1 1/2"	
2"	
M-Thread	M20X1.5, M18X1.5 M27X2
Other	Consult Factory

Length of
Thread "T" (mm)

Insertion Length
"I.L." (mm)

TAPERED THERMOWELL (MALE THREAD)

A-103



End Conn.

Thermowell Material

Thermowell OD1 (mm)

Od2 (mm)

ID (mm)

End Conn.

Length of Thread "T" (mm)

Taper Length "L1" (mm)

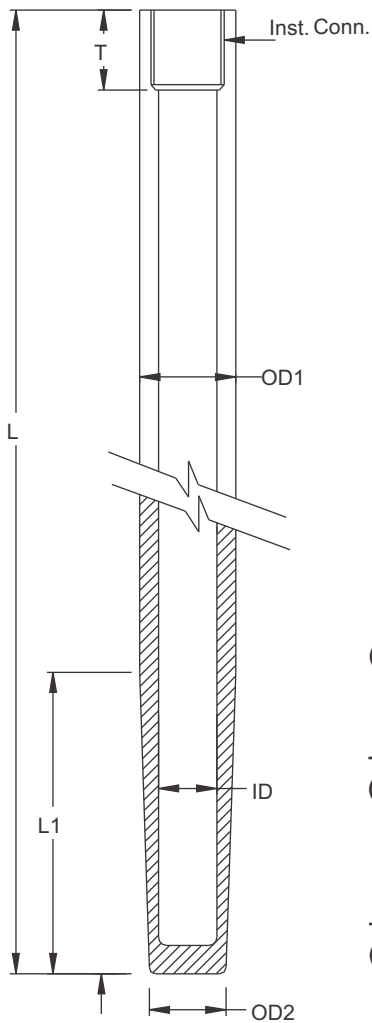
Thermowell Length "L" (mm)

304	SS 304
310	SS 310
316	SS 316
600	Inconel-600
800	Inconel-800
446	HRS- 446
Other	Consult Factory

Threads B.S.P./ N.P.T.	1/4"
	1/2"
	3/4"
	3/8"
	1"
	1 1/4"
M-Thread	1 1/2"
	2"
	M20X1.5, M18X1.5 M27X2
Other	Consult Factory

TAPERED THERMOWELL (FEMALE THREAD)

A-104



Thermowell Material —

Thermowell Od1 (mm) —

Od2 (mm) —

ID (mm) —

End Conn. —

Length of Thread "T" (mm) —

Taper Length "L1" (mm) —

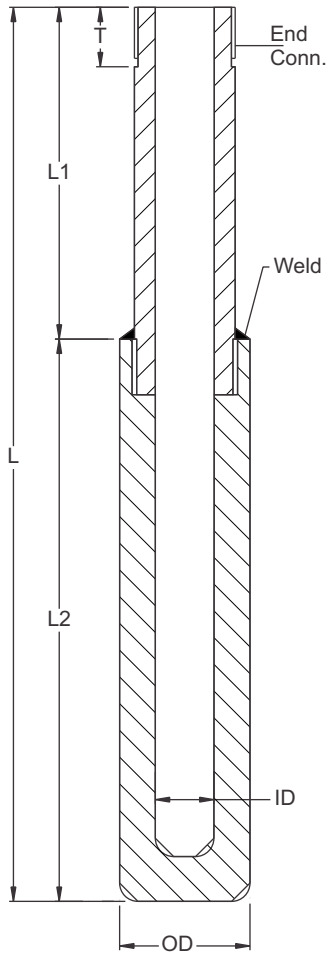
Thermowell Length "L" (mm) —

304	SS 304
310	SS 310
316	SS 316
600	Inconel-600
800	Inconel-800
446	HRS- 446
Other	Consult Factory

Threads	1/4"
	1/2"
	3/4"
B.S.P./	3/8"
N.P.T.	1"
	1 1/4"
	1 1/2"
	2"
M-Thread	M20X1.5, M18X1.5
	M27X2
Other	Consult Factory

STEPPED THERMOWELL

A-105



Thermowell Material

CS	Cast Iron
304	SS 304
310	SS 310
316	SS 316
600	Inconel-600
800	Inconel-800
446	HRS- 446
610	Ceramic Ker-610
710	Ceramic Ker-710
Other	Consult Factory

Thermowell OD (mm)

ID (mm)

End Conn.

Threads	1/4"
	1/2"
	3/4"
	3/8"
	1"
	1 1/4"
B.S.P./ N.P.T.	1 1/2"
	2"
	M-Thread
M20X1.5, M18X1.5	
M27X2	
Other	Consult Factory

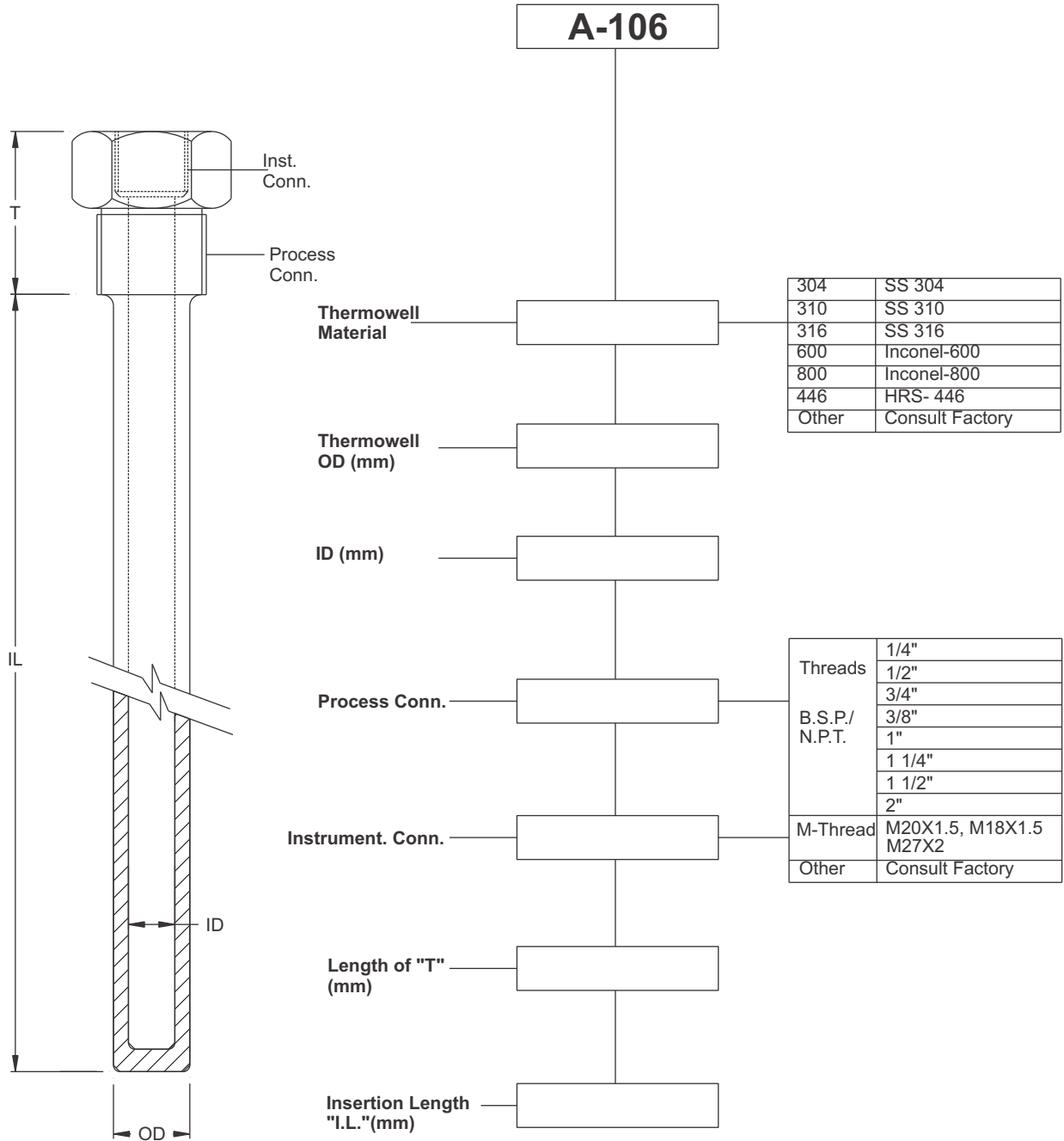
Length of Thread "T"(mm)

Length L1 (mm)

Length L2 (mm)

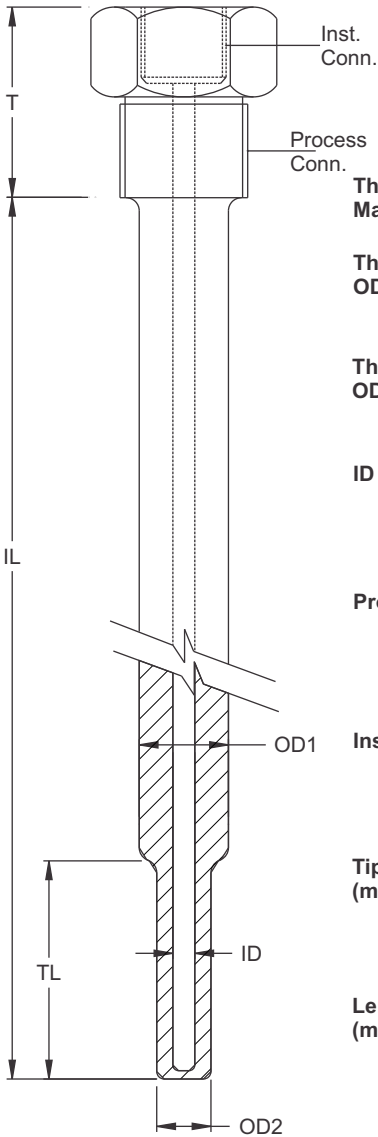
Thermowell Length "L"(mm)

STRAIGHT THERMOWELL (SCREWED TYPE)



STEPPED THERMOWELL

A-107



Thermowell Material
Thermowell OD1 (mm)
Thermowell OD2 (mm)
ID (mm)
Process Conn.
Instrument. Conn.
Tip Length "TL" (mm)
Length of "T" (mm)
Insertion Length "I.L."(mm)

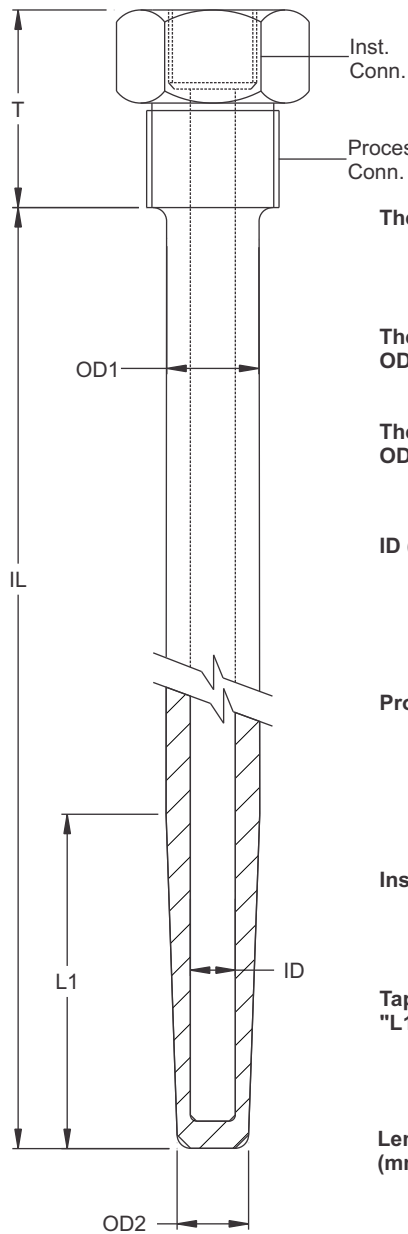
304	SS 304
310	SS 310
316	SS 316
600	Inconel-600
800	Inconel-800
Other	Consult Factory

Threads B.S.P./ N.P.T.	1/4"
	1/2"
	3/4"
	3/8"
	1"
	1 1/4"
M-Thread	1 1/2"
	2"
Other	M20X1.5, M18X1.5 M27X2 Consult Factory

C

TAPER THERMOWELL (SCREWED TYPE)

A-108



Inst. Conn.

Process Conn.

Thermowell Material

Thermowell OD1 (mm)

Thermowell OD2 (mm)

ID (mm)

Process Conn.

Instrument. Conn.

Taper Length "L1"(mm)

Length of "T" (mm)

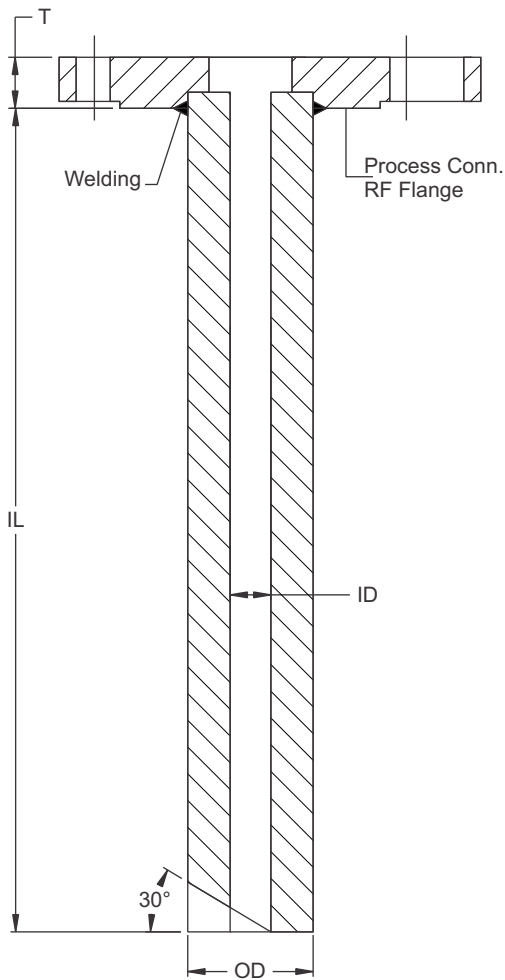
Insertion Length "I.L." (mm)

304	SS 304
310	SS 310
316	SS 316
600	Inconel-600
800	Inconel-800
446	HRS- 446
Other	Consult Factory

Threads	1/4"
	1/2"
	3/4"
	3/8"
	1"
	1 1/4"
B.S.P./ N.P.T.	1 1/2"
	2"
	M-Thread
M-Thread	M20X1.5, M18X1.5
M-Thread	M27X2
Other	Consult Factory

HEAVY DUTY THICK WALL THERMOWELL

A-109



Thermowell Material

304	SS 304
310	SS 310
316	SS 316
600	Inconel-600
800	Inconel-800
446	HRS- 446
Other	Consult Factory

Thermowell OD (mm)

Thermowell ID (mm)

Process Conn. RF Flange

Flange Rating	Flange Size
# 150	1/2"
# 300	3/4"
# 400	1"
# 600	1 1/2"
	1 1/4"
	2"
Other	Consult Factory

Length of "T" (mm)

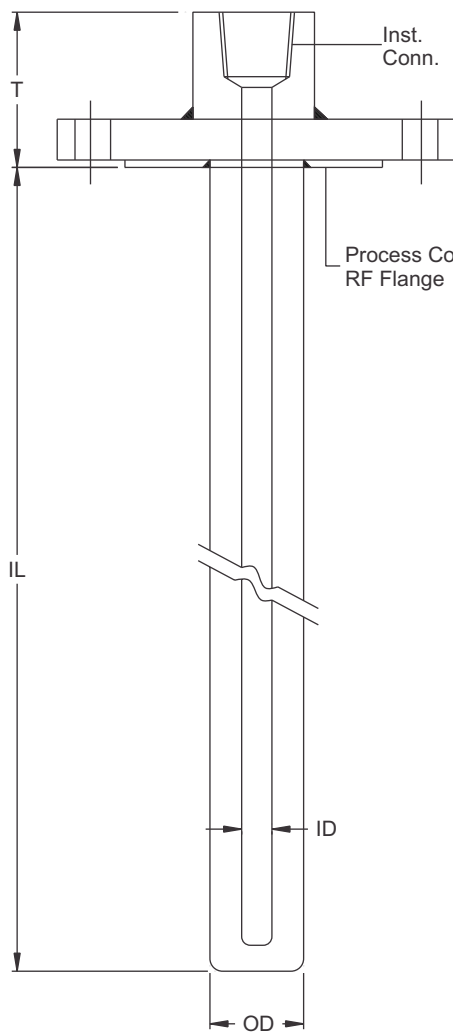
Flange Material

316	SS 316
310	SS 310
304	SS 304
CS	Cast Steel
Other	Consult Factory

Insertion Length "I.L."(mm)

STRAIGHT THERMOWELL WITH FLANGE

A-110



Thermowell Material
Thermowell OD (mm)
ID (mm)
Process Conn. RF Flange
Flange Material
Instrument. Conn.
Length of "T"(mm)
Insertion Length "I.L."(mm)

304	SS 304
310	SS 310
316	SS 316
600	Inconel-600
800	Inconel-800
446	HRS- 446
Other	Consult Factory

Flange Rating	Flange Size
# 150	1/2"
# 300	3/4"
# 400	1"
# 600	1 1/2"
	1 1/4"
	2"
Other	Consult Factory

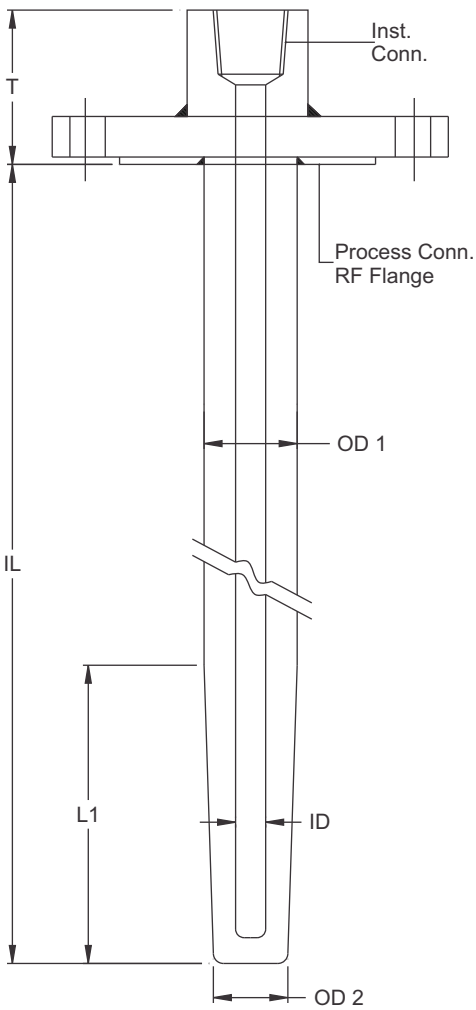
316	SS 316
310	SS 310
304	SS 304
CS	Cast Steel
Other	Consult Factory

Threads	1/4"
	1/2"
	3/4"
	3/8"
	1"
	1 1/4"
B.S.P./ N.P.T.	1 1/2"
	2"
M-Thread	M20X1.5, M18X1.5 M27X2
Other	Consult Factory

C

TAPER THERMOWELL WITH FLANGE

A-111



Thermowell Material

304	SS 304
310	SS 310
316	SS 316
600	Inconel-600
800	Inconel-800
446	HRS- 446
Other	Consult Factory

Thermowell OD1(mm)

Thermowell OD2 (mm)

ID (mm)

Flange Rating	Flange Size
# 150	1/2"
# 300	3/4"
# 400	1"
# 600	1 1/2"
	1 1/4"
	2"
Other	Consult Factory

Process Conn. RF Flange

Flange Material

316	SS 316
310	SS 310
304	SS 304
CS	Cast Steel
Other	Consult Factory

Instrument. Conn.

Threads	1/4"
	1/2"
	3/4"
	3/8"
	1"
	1 1/4"
B.S.P./ N.P.T.	1"
	1 1/4"
	1 1/2"
	2"
M-Thread	M20X1.5, M18X1.5 M27X2
Other	Consult Factory

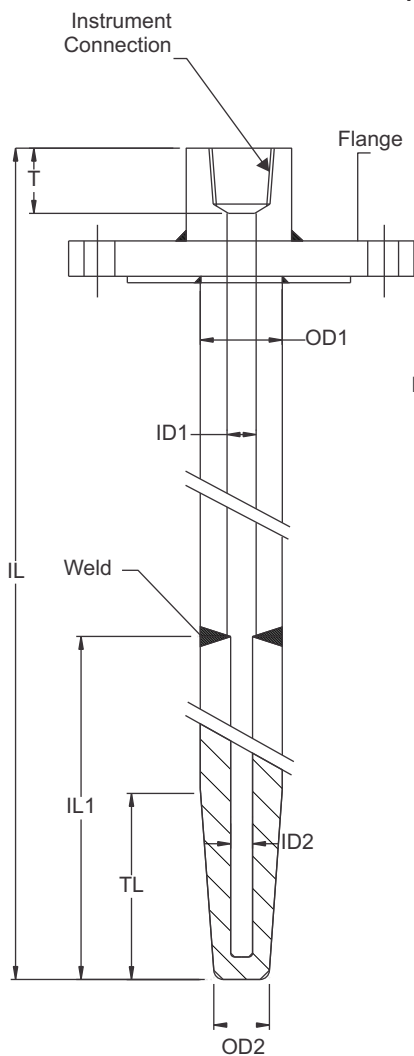
Taper Length "L1"(mm)

Length of "T" (mm)

Insertion Length "I.L."(mm)

WELDED THERMOWELL WITH FLANGE

A-112



Thermowell Material

Thermowell
OD1 (mm)

Od2 (mm)

Id1 (mm)

Id2 (mm)

Process Conn.
RF Flange

Flange Material

Instrument. Conn.

Length of "T"
(mm)

Length of "L1"
(mm)

Insertion Length
(I.L.)(mm)

316	SS 316
310	SS 310
304	SS 304
600	Inconel-600
800	Inconel-800
446	HRS-446
Other	Consult Factory

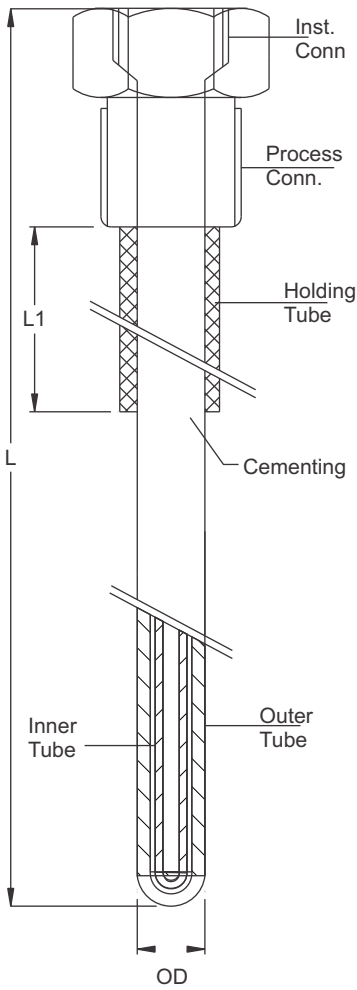
Flange Rating	Flange Size
# 150	1/2"
# 300	3/4"
# 400	1"
# 600	1 1/2"
	1 1/4"
Other	2"
Other	Consult Factory

316	SS 316
310	SS 310
304	SS 304
CS	Cast Steel
Other	Consult Factory

Threads	1/4"
	1/2"
	3/4"
	3/8"
	1"
	1 1/4"
B.S.P./ N.P.T.	1 1/2"
	2"
	Other
M-Thread	M20X1.5, M18X1.5 M27X2
Other	Consult Factory

THERMOWELL WITH CERAMIC TUBE

A-113



Inner Tube Material

Inner Tube OD (mm)

ID (mm)

Outer Tube Material

Outer Tube OD (mm)

ID (mm)

Holding Tube Material

Holding Tube OD (mm)

ID (mm)

Length "L1" (mm)

Process Conn.

Instrument Conn.

Total Length "L"

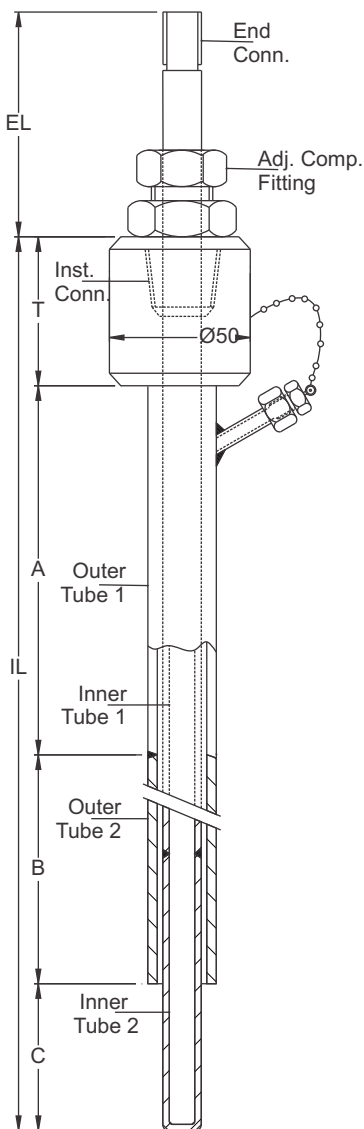
304	SS 304
310	SS 310
316	SS 316
600	Inconel-600
800	Inconel-800
446	HRS- 446
610	Recrystallised Alumina Ceramic- Ker- 610
710	Recrystallised Alumina Ceramic- Ker- 710

304	SS 304
310	SS 310
316	SS 316
600	Inconel-600
800	Inconel-800
446	HRS- 446

Threads	1/4"
	1/2"
	3/4"
	3/8"
	1"
	1 1/4"
B.S.P./ N.P.T.	1 1/2"
	2"
	M-Thread
M-Thread	M20X1.5, M18X1.5 M27X2
Other	Consult Factory

DOUBLE PROTECTION TUBE FOR BOILER BED TEMPERATURE

A-114



Inner Tube Material

Inner Tube OD (mm)

ID (mm)

Outer Tube 1 Material

Outer Tube 1 OD (mm)

ID (mm)

Outer Tube 2 Material

Outer Tube 2 OD (mm)

ID (mm)

Outer Tube 1 Length "A"(mm)

Outer Tube 2 Length "A"(mm)

Process Conn.

Length of "T" (mm)

Total Length of "EL + IL"(mm)

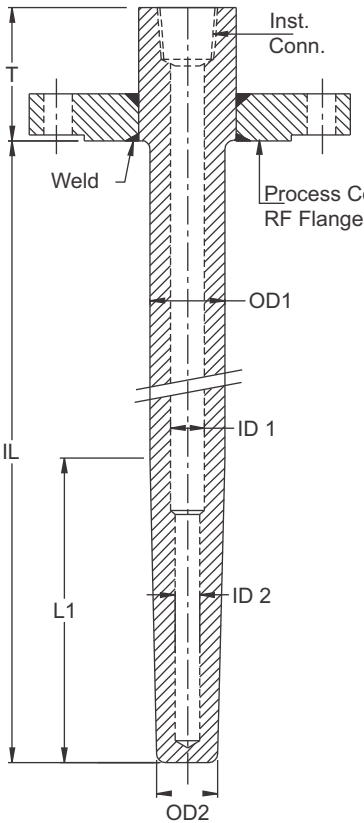
304	SS 304
310	SS 310
316	SS 316
600	Inconel-600
800	Inconel-800
446	HRS- 446
610	Recrystallised Alumina Ceramic- Ker- 610
710	Recrystallised Alumina Ceramic- Ker- 710

304	SS 304
310	SS 310
316	SS 316
600	Inconel-600
800	Inconel-800
446	HRS- 446

Threads	1/4"	
	1/2"	
	3/4"	
	3/8"	
	1"	
	1 1/4"	
B.S.P./ N.P.T.	1 1/2"	
	2"	
	M-Thread	M20X1.5, M18X1.5 M27X2
	Other	Consult Factory

FLANGE WITH TAPER THERMOWELL

A-115



Thermowell Material

304	SS 304
310	SS 310
316	SS 316
600	Inconel-600
800	Inconel-800
446	HRS- 446
Other	Consult Factory

Thermowell Od1 (mm)

Thermowell OD2 (mm)

Thermowell Id1 (mm)

Thermowell Id2 (mm)

Process Conn. RF Flange

Flange Rating	Flange Size
# 150	1/2"
# 300	3/4"
# 400	1"
# 600	1 1/2"
# 600	1 1/4"
Other	2"
Other	Consult Factory

Instrument. Conn.

Threads	1/4"
	1/2"
	3/4"
	3/8"
	1"
B.S.P./ N.P.T.	1 1/4"
	1 1/2"
	2"
M-Thread	M20X1.5, M18X1.5 M27X2
Other	Consult Factory

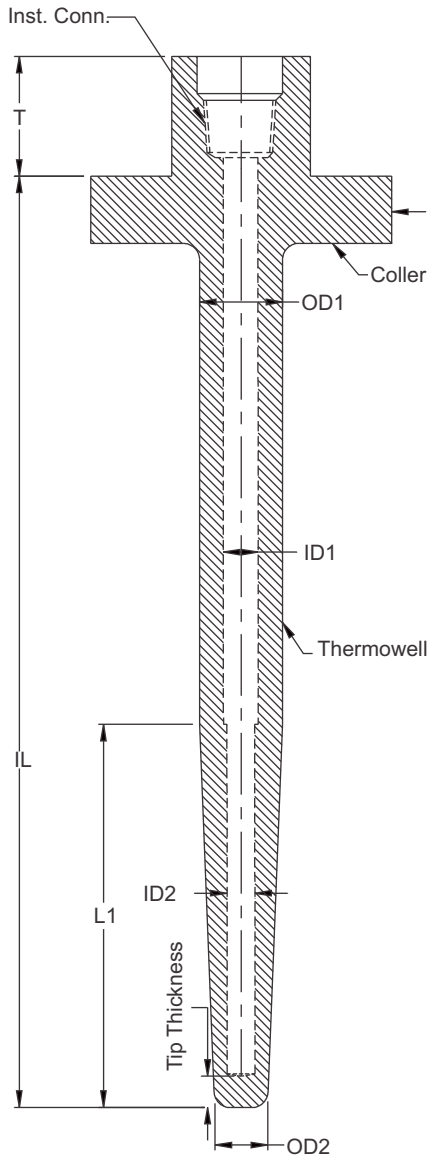
Taper Length (L1) (mm)

Length of "T" (mm)

Insertion Length "I.L." (mm)

VANSTONE THERMOWELL

A-116



Thermowell Material

Thermowell OD1 (mm)

Coller OD

Thermowell OD2 (mm)

Thermowell ID1 (mm)

Thermowell ID2 (mm)

Instruments Conn.

Taper Length (L1) (mm)

Length of "T" (mm)

Insertion Length "I.L." (mm)

304	SS304
310	SS310
316	SS316
600	Inconel-600
800	Inconel-800
446	HRS-446
Other	Consult Factory

Threads	1/4"
	1/2"
	3/4"
	3/8"
	1"
B.S.P./ N.P.T.	1 1/4"
	1 1/2"
	2"
M-Thread	M20X1.5, M18X1.5 M27X2
Other	Consult Factory

